



&\$&)

1

www.sse.com.cn

2

3

4 ()

5

- 253, 849, 856. 34 2025 () 2025
259, 489, 029. 49 2025

1

A			600159	G

2

010- 69446339
010- 69446339
dl dc@dl dc. com c



2

010- 69446339
010- 69446339

	- 77, 166, 021. 83	- 41, 649, 159. 74	75, 817, 320. 94	35, 955, 104. 97

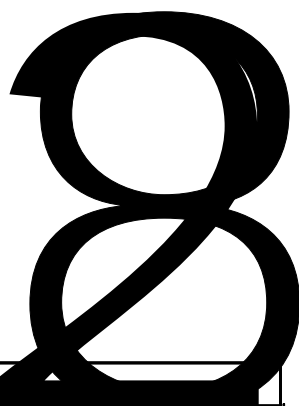
4

4.1

10

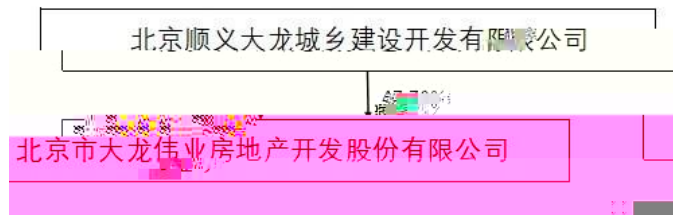
:
31, 703
28, 940

(%)




	612,199	4,300,000	0.52	0		0	
	4,104,700	4,104,700	0.49	0		0	

4.2



4.3



4.4

1

1.1

2025

"

"

mí

"

"

38.58

35,449.69

1

29

32

2.00

28,094.72

214,749

28

1

"

"

1.3

		66,534.66	75,210.26	11.54%
-25,296.84		-18,497.79	6,799.05	-25,396.17
	-20,051.10	5,345.07		-25,384.99
	-19,944.03	5,440.96		
	-26,855.88	6,796.30		
	2025 12 31	30.31	33.45	3.14
14.82	15.43	0.61	15.49	18.03
		14.73	17.27	2.54
48.89%	2.78			

1.4

1.

2025		2025	
20.6%	853.6	19.2%	419.7
12.6%	99.4	35.5%	64.6
43.0%	230.7	37.0%	
	5	1	4
57,993.55		612.03	ê



144.84	1	46,749.39	43.95
	46.15		
2			
1.56%	308.5	37.1%	4.82

1.5

1

		()	()	()	/	()	(%)
1		151,236.20		208,901.00			

2

			/	()	()	()	()	()		
1				15,693.70	39,196.62	54,390.53		54,342.68	46,816.21	1,953.21

3

				()	()	()	()
1			/	151.71			
2			/ /	52,592.24			

3		/ /	4, 58. 56	87. 24	187.	726. 24	
4			24. 79	24. 79	424. 7	122. 86	
5			25				
6		/	18, 346. 16	2, 633. 38	2, 633. 38	1, 182. 47	
7			28, 301. 20	8, 915. 57	12, 438. 90	9, 502. 96	88. 58
8			47, 373. 29	1, 867. 17	1, 991. 64	2, 482. 46	
9			174, 28. 68				
10			46, 749. 39	144. 84	144. 84	43. 95	

12, 977. 75

14, 170

|

1				11, 990. 33	11, 253. 29	93. 85
2				10, 570. 10	3, 439. 92	32. 54
3				2, 624. 53	2, 013. 67	76. 72
4				969. 11	969. 11	100. 00
5		A B		64, 046. 93	270. 85	0. 42
6				58, 323. 56		

5

			(%)	
5, 000. 00			3. 10	36. 60

2025 3

5, 000

1.6

1

	29					29
	214, 749. 48					214, 749. 48

				29		214, 749. 48
				29		214, 749. 48

2

	31					31
	64, 294. 09					64, 294. 09

				31		64, 294. 09
				31		64, 294. 09

3

		9,982.23	2025 11 2027 6	0.25%	25.31	25.31	24.04	24.04	0.00		

4

32 28,094.72

5

64,669.35

375.26

37,979.08

6

1
2024 7 17

10,000

1

2024-028

	2021	100		4.28
	2022		100	
	2023			
	2024			
	2025			

2

	2025		2024		2023	
		%		%		%
	48,203.17	72.45	63,684.81	84.68	58,055.88	81.85

3

	2025	2024	2023
	297,856,804.52	346,886,824.42	275,440,143.54
	92,354,514.88	167,079,069.73	211,170,468.92
	38,277,032.17	54,672,899.91	36,436,369.48
	24,497,502.20	37,342,662.65	37,445,814.08
	452,985,853.77	605,981,456.70	560,492,796.01

4

2025

10,881.82

21.81%

5

6

()

1.7

1
2025

"

"

"

"

1

2025

"

"

"

"

"

"

"

"

"

"

2

"

"

1
2026

2

3

4
2026

5

6

4
1

2

3



4

5

2

2026 4 21